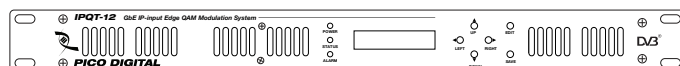


Digital Headend/Hospitality & Private Networks

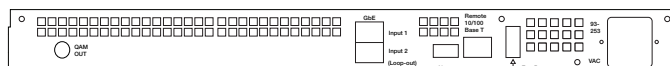


IPQT-12 GbE IP-input Edge QAM Modulation System

- Accepts a GbE IP input from Technicolor COM100 systems and other clear or pre-encrypted sources
- Two RJ45 inputs support redundant IP input, dual sourcing, or loop through
- Supports up to 12 QAM-RF channels from 50 to 1002MHz organized as 3 independent groups of 4 channels
- Provides a 10/100Base-T Ethernet port for configuration, control and monitoring
- Integrated web server allows local or remote access using standard PC internet browser and provides simple, easy navigation of all IPQT-12 status and setup parameters
- Highly integrated 1RU rack mount chassis with support for external DC redundant power
- Includes EAS override support for clear QAM programming (with third party EAS receivers.)



Front View



Rear View

Specifications

GbE INPUTS

Input Connector Type	2 x RJ-45
Layer 1 Ethernet	GbE (1000Base-T)
Layer 2 Addressing/Protocols	Unicast (IP address and Port), Multicast
Packetized data types	SPTS/MPTS (ITU13818-1)

Output Attenuation	0-10 dB (0.5 dB step)
Output Level Flatness (50-1002 MHz)	± 0.75 dB
Spurious	> 60 dBc
Output Connector	1 x 75Ω, F-Female
Output Return Loss	>15 dB

ETHERNET COMMUNICATION MANAGEMENT PORT

Input Connector Type	1 x RJ-45
Layer 2 Ethernet	10/100Base-T
Layer 4 Protocol	TCP/IP

GENERAL

INTERNAL AC POWER SUPPLY

Line Voltage	93-254 VAC, 47-63 Hz
Power Consumption	60 W

QAM-RF OUTPUTS

Output Frequency Range	50-1002 MHz
Channels	Twelve (6 or 8MHz)
QAM Modulation Modes	16, 32, 64, 128, 256
QAM Types	ITU-A (DISH/DVB), ITU-B (USA/DCII)
QAM Symbol Rates	2.24~2.98, 4.85 to 7.0 Msps
PCR Re-Stamping	Auto
Channel Plans/Frequencies	EIA, HRC, IRC, custom
Output Level (effective, per channel)	>45 dBmV
(combined, 12 channels)	>32 dBmV

EXTERNAL DC POWER BACKUP

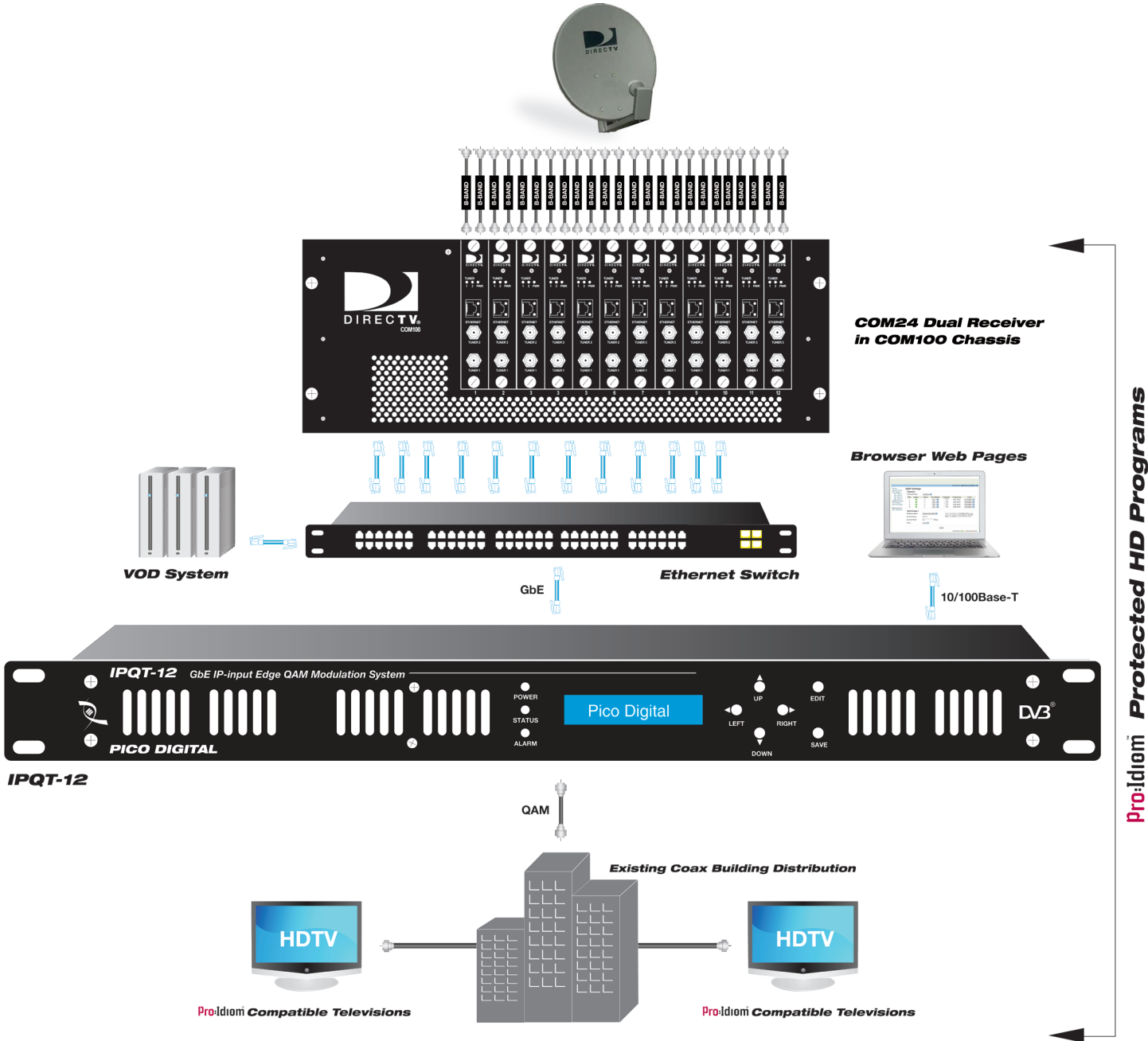
Voltage	12VDC±5%
Current	< 4 A.

Ordering Information

IPQT-12	GbE IP-Input Edge QAM Modulation System
X-PS	External Redundant Power Supply

Specifications Subject to Change Without Notice © Copyright 2011 Pico Digital, Inc. Rev. 02/11

Application Diagram



ProIdiom Protected HD Programs